

Flush efficient mechanism box in hollow partition. For 1 module. Nylon ties fixing system.

Flush efficient mechanism box in hollow partition. For 1 module. Nylon ties fixing system. Flush dimensions \varnothing 68 x 46 mm. 2 entries for \varnothing 20–25 mm conduit and 2 entries for \varnothing 16–20 mm conduit. Use \varnothing 68 mm hole saw.



Features

Installation method	For hollow wall.
Use	Domestic / Tertiary
Location type	Inside
Dimensions gap (mm) (Width x Height x Depth)	\varnothing 68x46
Case material	Insulation
Case color	Blue
Ticket type	Unfathomable
No. of inlets and size (mm)	2x \varnothing 20–25, 2x \varnothing 16
Fixing system to the hollow partition.	Nylon flange
Common applications	Indoor domestic / tertiary environment (Interior of home, offices, shops, etc.)
Lightening torque	0.30 – 0.40 Nm

Technical data

Fire resistance (GWEPT)	850 °C
Ambient operating temperature	-5 °C ; +60 °C
Work stress	400 Vac
Free of halogens	Yes

Regulations

CE marking	Yes
------------	-----

UK marking	Yes
CMim marking	Yes
According to Regulations UNE/EN	UNE-EN 60670-1:2022 UNE- EN 60670-22:2007
In accordance with the Low Voltage Electrotechnical Regulations (REBT)	Yes
AENOR certificate	Yes
CB certificate	Yes
According to European Directive 2014/35 / EU. Low voltage directive	Yes

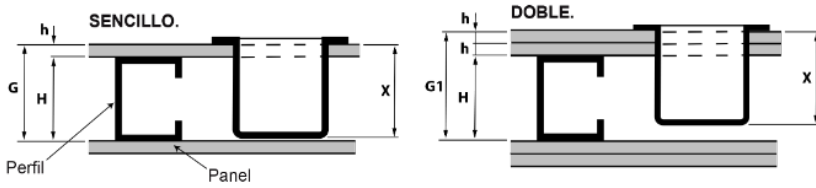
Sustainability

According to European Directive 2011/65/UE (RoHS)	The Directive 2011/65/EU (RoHS II) is not applicable as it does not correspond to the definition of Electrical and Electronical Equipment (EEE) as per article 3.1
According to European Directive 2012/19/UE (RAEE2)	Not applicable because it does not meet the definition of Electrical and Electronic Equipment (EEE) as described in Article 3.1(a) of Directive 2012/19/EU (WEEE II).

Logistics and packaging

Unit EAN code	8423220236608
EAN code container	8423220215870
EAN code packaging	18423220215877
Units packaging	20
Units carton	320
Pallet Units	4800
Packaging Measures cm	59,5x39,5x59,5
Unit weight (g)	31
Container Weight (Kg)	0,629
Packaging Weight (Kg)	11,194
Tariff code	39259010

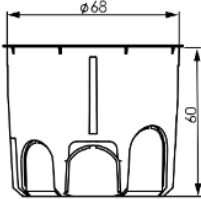
Sketch



PERFILES Y PANELES ESTANDAR

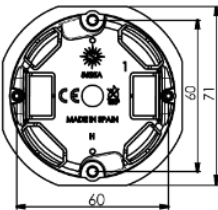
PERFILES	H	34	46	70	90	125
PANELES	h	11	13	15	19	

CROQUIS Ref. 5625A



Posibilidad de montaje con dimensiones mínimas de perfil y panel. Ref. 5625A

X= 60
 SENCILLO= 46+15 (H+h)
 DOBLE= 46+13+13 (H+h+h)



Documentation and downloads



Assembly instructions (3.56MB)



Safety Information (0.38MB)



Mounting mechanism boxes for dry wall (Solera)



Commercial doc. (3.42MB)



Mechanism boxes for dry wall, Blue range (Solera)