

## Flush connection box. 150 x 150 mm. Cover with screws.

Flush connection box. 150 x 150 mm. Cover with screws. Depth 50 mm. 12 inputs for tube Ø 32 mm.



### Features

Installation method	Flush in work
Use	Domestic / Tertiary
Location type	Inside
Dimensions gap (mm) (Width x Height x Depth)	173x48x173
Case material	Insulation
Case color	Black
Cap color	White
No. of inlets and size (mm)	12xØ 32
Lid closure system	Metal screw
Common applications	Indoor domestic / tertiary environment (Interior of home, offices, shops, etc.)

### Technical data

Impact shock resistance	Medium
Insulation class	Class II
Fire resistance (GWEPT)	650 °C
Heat resistance (Ball pressure)	70 °C
Work stress	400 Vac
Free of halogens	Yes

## Regulations

CE marking	Yes
UK marking	Yes
CMim marking	Yes
According to Regulations UNE/EN	UNE-EN 60670-1:2022 UNE- EN 60670-22:2007
In accordance with the Low Voltage Electrotechnical Regulations (REBT)	Yes
According to European Directive 2014/35 / EU. Low voltage directive	Yes

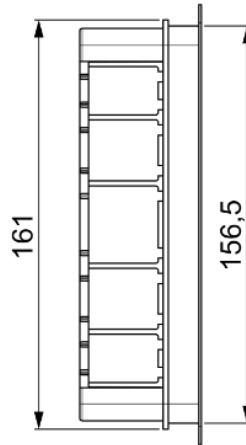
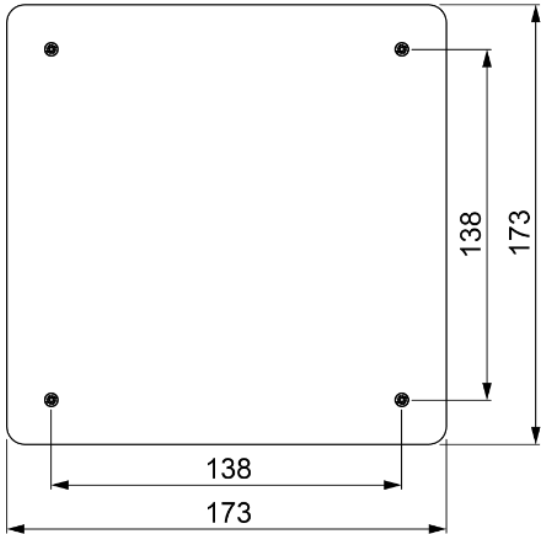
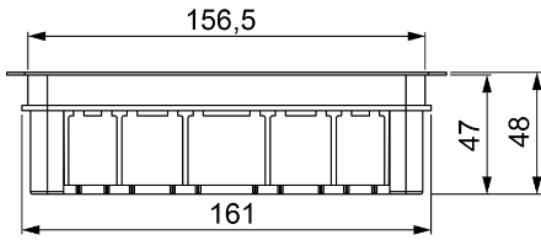
## Sustainability

According to European Directive 2011/65/UE (RoHS)	The Directive 2011/65/EU (RoHS II) is not applicable as it does not correspond to the definition of Electrical and Electronical Equipment (EEE) as per article 3.1
According to European Directive 2012/19/UE (RAEE2)	Not applicable because it does not meet the definition of Electrical and Electronic Equipment (EEE) as described in Article 3.1(a) of Directive 2012/19/EU (WEEE II).

## Logistics and packaging

Unit EAN code	8423220003231
EAN code container	8423220003231
EAN code packaging	18423220003238
Units packaging	1
Units carton	78
Pallet Units	1170
Packaging Measures cm	59,5x39,5x59,5
Unit weight (g)	208,4
Container Weight (Kg)	0,2134
Packaging Weight (Kg)	17,7752
Tariff code	85371098

## Sketch



## Documentation and downloads



Assembly instructions (0.17MB)



Safety Information (0.38MB)



Series replenishments (0.26MB)