

Flush connection box. 150 x 150 mm. Cover with metal claw.

Flush connection box. 150 x 150 mm. Cover with metal claw. Depth 50 mm. 12 inputs for tube Ø 32 mm.



Features

Installation method	Flush in work
Use	Domestic / Tertiary
Location type	Inside
Dimensions inside (mm) (Width x Height x Depth)	150x150x50
Case material	Insulation
Case color	Black
Cap color	White
No. of inlets and size (mm)	12xØ 32
Lid closure system	Metal claw
Common applications	Indoor domestic / tertiary environment (Interior of home, offices, shops, etc.)

Technical data

Impact shock resistance	Medium
Insulation class	Class II
Fire resistance (GWEPT)	650 °C
Heat resistance (Ball pressure)	70 °C
Work stress	400 Vac
Free of halogens	Yes

Regulations

CE marking	Yes
UK marking	Yes
CMim marking	Yes
According to Regulations UNE/EN	UNE-EN 60670-1:2022 UNE- EN 60670-22:2007
In accordance with the Low Voltage Electrotechnical Regulations (REBT)	Yes
According to European Directive 2014/35 / EU. Low voltage directive	Yes

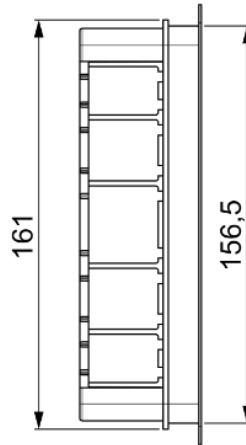
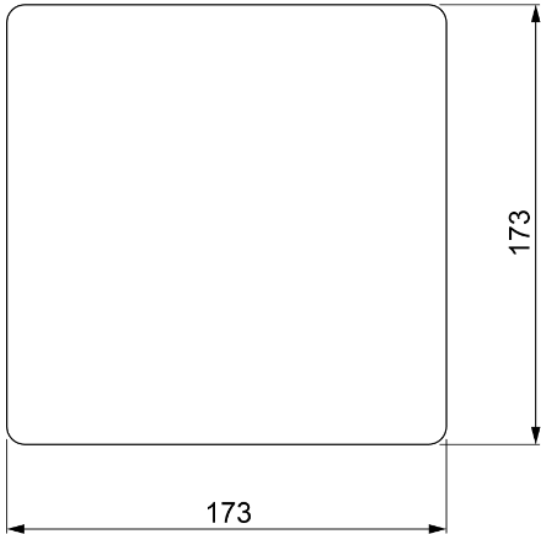
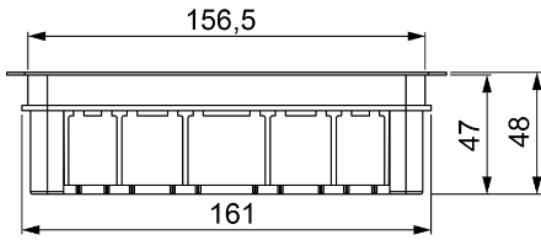
Sustainability

According to European Directive 2011/65/UE (RoHS)	The Directive 2011/65/EU (RoHS II) is not applicable as it does not correspond to the definition of Electrical and Electronical Equipment (EEE) as per article 3.1
According to European Directive 2012/19/UE (RAEE2)	Not applicable because it does not meet the definition of Electrical and Electronic Equipment (EEE) as described in Article 3.1(a) of Directive 2012/19/EU (WEEE II).

Logistics and packaging

Unit EAN code	8423220006232
EAN code container	8423220006232
EAN code packaging	18423220006239
Units packaging	1
Units carton	78
Pallet Units	1170
Packaging Measures cm	59,5x39,5x59,5
Unit weight (g)	207,2
Container Weight (Kg)	0,2082
Packaging Weight (Kg)	17,3696
Tariff code	85371098

Sketch



Documentation and downloads



Assembly instructions (0.17MB)



Safety Information (0.38MB)