



Waterproof switches & sockets IP54/44 / *Appareillage étanche*



SWITCHES & SOCKETS
APPAREILLAGE

Pg. 186

Complementary products



Pg. 96




Pg. 102



Pg. 222

Product characteristics / *Caractéristiques du produit*



Technical information / *Information technique*

- Complies with Directive 2014/35/EU & 2011/65/EU (RoHS).
- Manufactured under EN 60669-1.
- Dimensions: Width x Height x Depth (mm).
- *Conforme à la Directive 2014/35/EU et 2011/65/EU (RoHS).*
- *Conforme à la Règle EN 60669-1.*
- *Dimensions: Largeur x Hauteur x Profondeur (mm).*

Advantages / *Avantages*



Earth terminal
Borne de terre



Evacuation hole
Trou d'évacuation



Captive screw
Vis métallique imperdable



Easy installation
Installation facile



Certification
Certification



Halogen Free
Sans Halogène

Technical logos / *Logos techniques*



IP54-44 / *IP54-44*



Class II / *Class II*



GWT 650-850°C / *650-850°C GWT*



RoHS / *RoHS*



VDE Certification / *Certification VDE*



NF Certification / *Certification NF*



Halogen Free / *Sans Halogène*



CE Certification / *Certification CE*

Download / *Télécharger*



More information



Plus d'information

Switches & sockets / *Appareillage*



20



100



Ref. 3303



2-way switch 10AX 250V~. 65x80x55. IP54.
Commutateur 10AX 250V~. 65x80x55. IP54.



20



100



Ref. 3303IL



Lighted 2-way switch 10AX 250V~. 65x80x55. IP54.
Commutateur lumière 10AX 250V~. 65x80x55. IP54.



20



100



Ref. 3320



Push button 10A 250V~. 65x80x55. IP54.
Poussoir 10A 250V~. 65x80x55. IP54.



20



100



Ref. 3320IL



Light push button 10A 250V~. 65x80x55. IP54.
Poussoir lumière 10A 250V~. 65x80x55. IP54.



20



100



Ref. 3313



Double 2-way switch 10AX 250V~. 65x80x55. IP54.
Commutateur double 10AX 250V~. 65x80x55. IP54.



20



100



Ref. 3360



Socket 2P+E 16A 250V~. 65x80x55. IP44.
Prise fixe 2P+T 16A 250V~. 65x80x55. IP44.



20



100



Ref. 3360F



Socket 2P+E 16A 250V~. French system. 65x80x55. IP44.
Prise fixe 2P+T 16A 250V~. Système français. 65x80x55. IP44.



Ref. 3363



Socket 2P+E 16A 250V~ + 2-way switch. 127x80x55. IP44.
Prise fixe 2P+T 16A 250V~ + Interrupteur. 127x80x55. IP44.



Ref. 3363F



Socket 2P+E 16A 250V~ + 2-way switch. French system. 127x80x55. IP44.
Prise 2P+T 16A 250V~ + Interrupteur. Système français. 127x80x55. IP44.



Ref. 3366



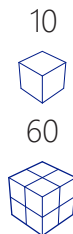
Double socket 2P+E 16A 250V~. 127x80x55. IP44.
Double prise fixe 2P+T 16A 250V~. 127x80x55. IP44.



Ref. 3366F



Double socket 2P+E 16A 250V~. French system. 127x80x55. IP44.
Prise fixe double 2P+T 16A 250V~. Système français. 127x80x55. IP44.



Ref. 3363V



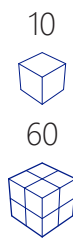
Socket 2P+E 16A 250V~ + 2-way switch. 127x80x55. IP44.
Prise 2P+T 16A 250V~ + Interrupteur. 127x80x55. IP44.



Ref. 3363FV



Socket 2P+E 16A 250V~ + 2-way switch. French system. 127x80x55. IP44.
Prise fixe 2P+T 16A 250V~ + Interrupteur. Système français. 127x80x55. IP44.



Ref. 3366FV



Sealed double vertical socket 2P+E 16A 250V~ + 2-way switch. French system. 80x127x55. IP44.
Double prise fixe verticale 2P+T 16A 250V~. Système français. 80x127x55. IP44.